City Council Agenda Item Report

FROM: Scott Herbert – Public Works Superintendent

MEETING DATE: May 7, 2025

SUBJECT: **Streetlight Removal Request – Spear Street**

DESCRIPTION:

Background:
Residents at the east end of upper Spear Street have submitted a formal request to the City to disable a recently reactivated streetlight located near the dead-end. The light had been non-operational for many years and was recently replaced in late 2024 with a 40W LED Cobrahead fixture—Consumers Energy's lowest wattage—after a request from a residential property in the area.

Multiple residents have expressed opposition to the light since it has been reactivated and have provided justification for removal citing disruptions to sleep, light penetration into homes, and negative environmental/wildlife impacts.

Previous Actions and Communication:

- A request for directional shielding via a cul-de-sac style shroud was approved by the DPW Superintendent and submitted to Consumers Energy.
- Consumers marked the shielding work order as completed, but no shield has been installed to date.
- Consumers has confirmed that no lower-wattage fixture is available.
- Consumers has provided a cost estimate of $492.00 to remove the light entirely.

Traffic and Safety Considerations:
Public Works and the City Engineer have reviewed the potential implications of removing the light:

- Dead-end streets are common locations for streetlights to assist with vehicle turnaround and warn of road termination.
- Service vehicles (e.g., snowplows, delivery trucks) frequently use the dead-end for navigation.
- A pedestrian easement connecting Spear Street to Elizabeth Street exists nearby which may warrant pedestrian warning signs.

- In the absence of the streetlight, mitigations could include updating the nearby "No Outlet" sign to meet current reflectivity standards, a "Dead End" warning sign near the intersection of Spear and Grand, and possibly pedestrian warning signs near the walking path easement.

Recommendation:
Staff recommends that City Council consider all perspectives—including resident concerns, safety needs, and fiscal implications—before making a determination on how to proceed. If Council opts to remove or deactivate the streetlight, staff suggests pursuing recommended signage upgrades to maintain vehicular and pedestrian safety in the area. It is also advised to consider potential future requests citing this as an example.

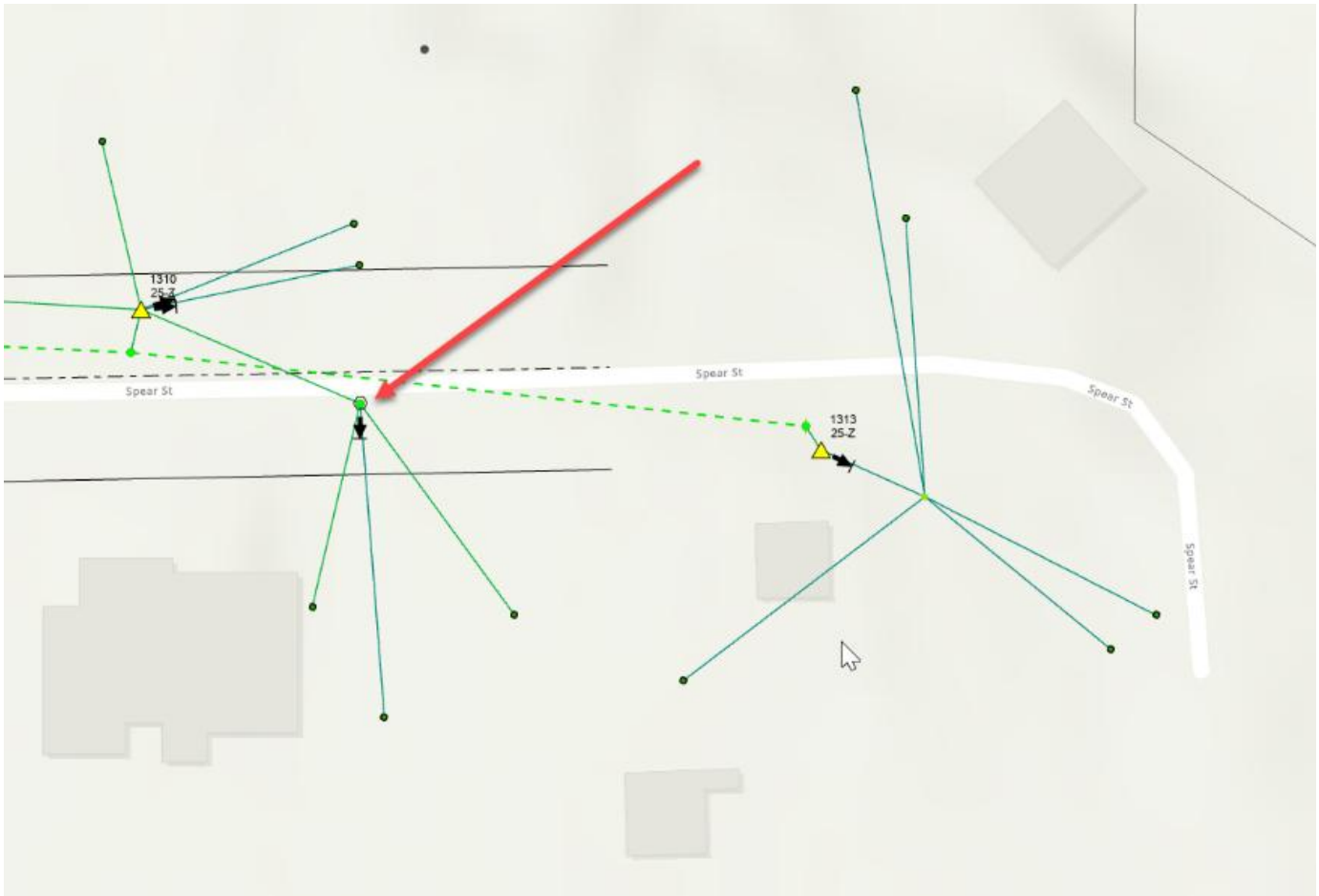

BUDGET ACTION REQUIRED:
N/A

COMMITTEE/COMMISSION REVIEW:
N/A

LEGAL REVIEW:
N/A

SAMPLE MOTION:
Discussion only. Staff will present a sample motion at the next regular meeting based on feedback.

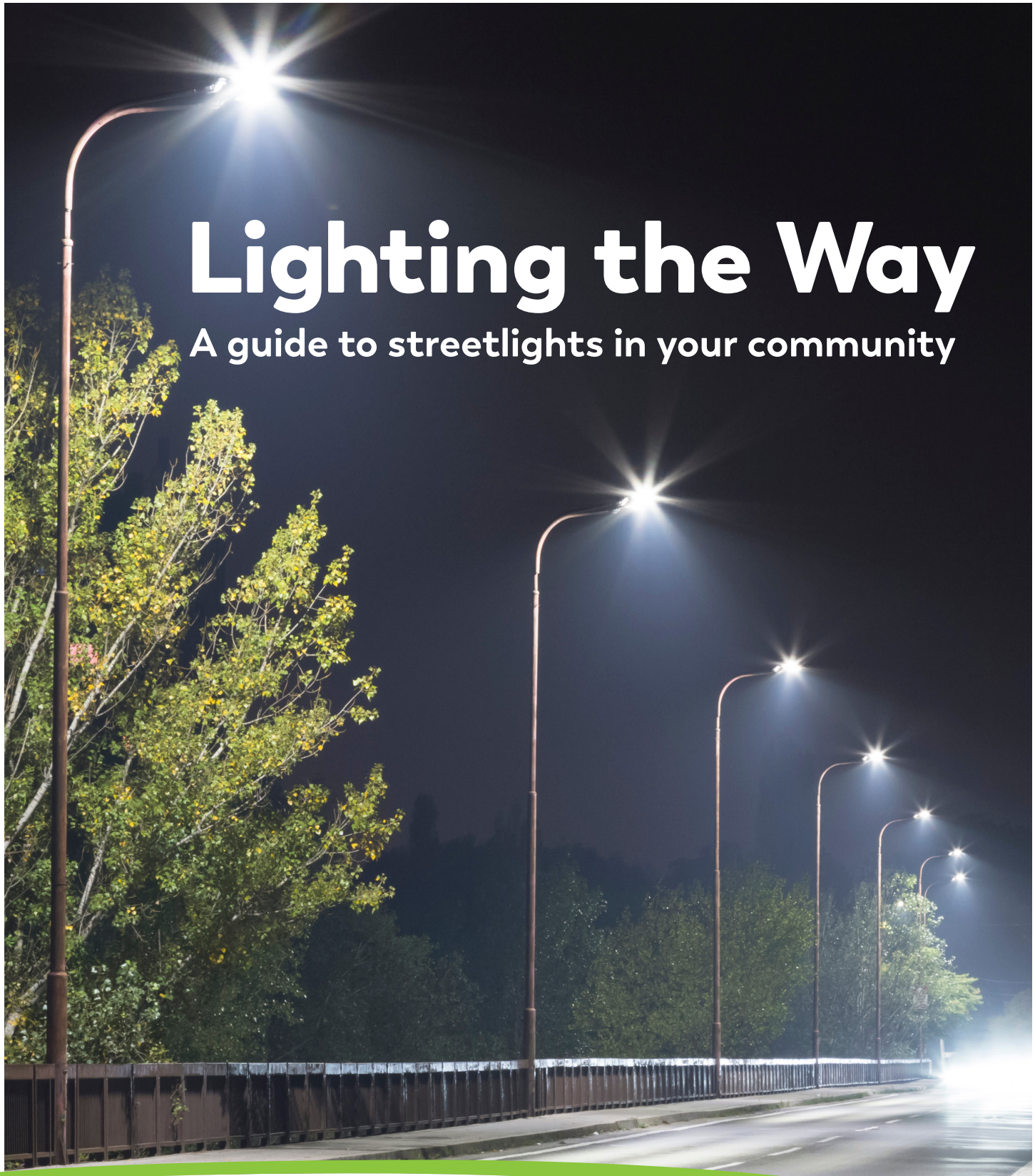

Lighting the Way

A guide to streetlights in your community

Consumers Energy Count on Us®

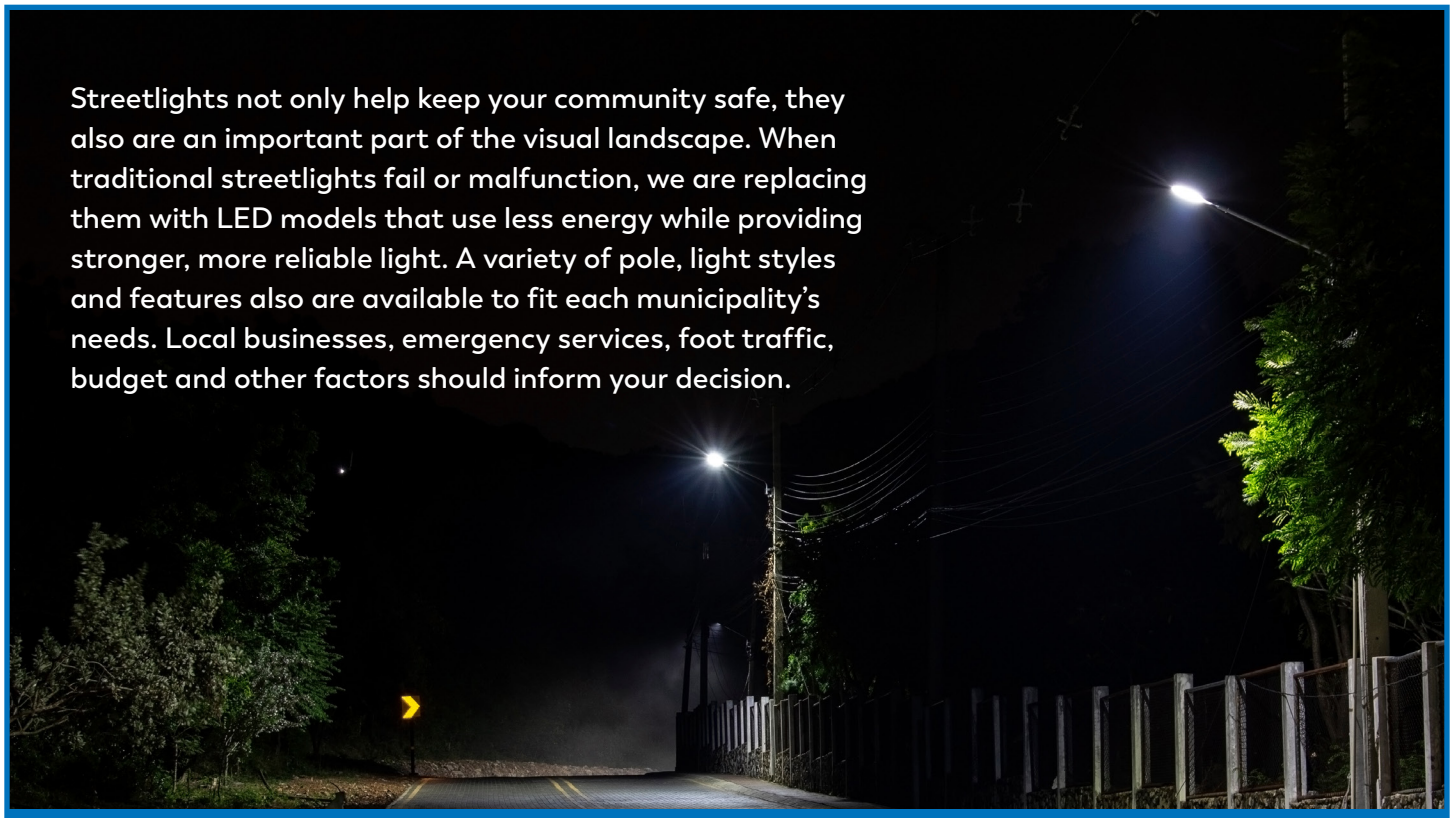

Streetlights not only help keep your community safe, they also are an important part of the visual landscape. When traditional streetlights fail or malfunction, we are replacing them with LED models that use less energy while providing stronger, more reliable light. A variety of pole, light styles and features also are available to fit each municipality's needs. Local businesses, emergency services, foot traffic, budget and other factors should inform your decision.

When you're ready to make a change, give us a call at **800-805-0490** and a project coordinator will help you understand your options.

Free Adjustments:

If your streetlight fails and needs to be replaced, we will replace it. We can install shields to better direct lighting where it's needed, too.



Additional services with fees:

If your current streetlights are not in an ideal location, need different wattage or if you prefer changing to a different style, we can provide a customized quote to upgrade.

Temporary service disconnect is available at a discounted monthly rate. (minimum 6 months required)



Upgrading Your Streetlights

What lighting style are you interested in?
Choose Post Top, Cobrahead or Mongoose.

Post Top Lighting

Cobrahead or Mongoose Lighting

What wattage do you need?
A number of different wattage options are available. Before choosing, be sure to confirm if your area has a minimum wattage requirement.

Yellow (3000K temp.) LED Post Tops replacing failed HPS Post Tops
(available starting January 2024)

White (4000K temp.) LED Post Tops replacing failed MV, MH, and White LED Post Tops

40W LED **70W LED**

80W LED **150W LED**

Mongoose
LED: 250W, 370W
**no bracket needed*

What type of light fixture do you want?
You have a choice of an open fixture (cutoff), or an enclosed fixture (non-cutoff).

What type of pole would you like?
Select a fiberglass, fluted or wood (Cobrahead and Mongoose only) pole. Special order steel poles are available by request.

Fiberglass
14 ft. or 19 ft. mounting height

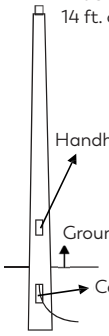

Fluted
14.5 ft. mounting height

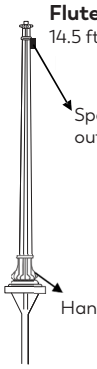

Fiberglass Pole

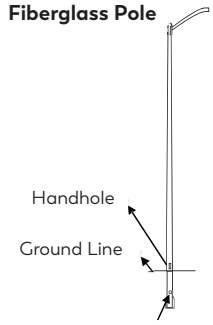

Wood Pole
(add bracket arm)

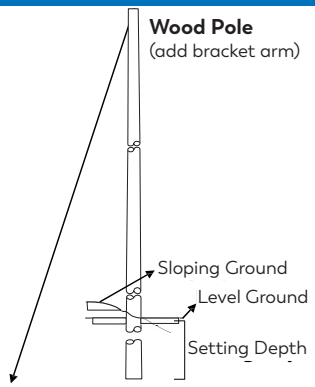

Special Considerations to ask yourself:

- Will we need an outlet on the pole?
- Will we want to put banners on the pole?
- Is the color important? Finish? Shape?
- How many banners will be on each pole?
- How much lead time can I accommodate?
- Are upfront costs affordable?

Wood Pole Brackets

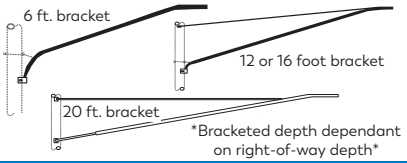

STREETLIGHT SHIELD OPTIONS
Shielding prevents light illumination of unwanted areas. A 360-degree shield is also available to reduce light in all directions.

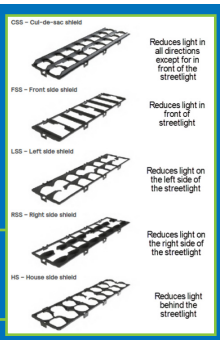

Streetlight Out?

Reporting an Issue Is as Easy as 1, 2, 3

A well-lit community is a safer community.
Our streetlight outage reporting tool makes reporting streetlight outages from your phone or computer easier than ever.

How to Report Streetlight Outages

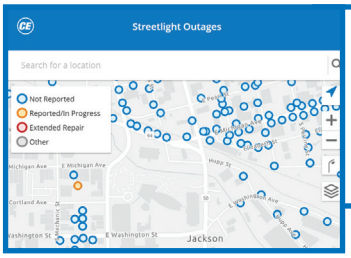

Step 1:
Visit streetlights.consumersenergy.com

Then enable your location, enter the address, or pan and zoom the map to find the light in need of repair.

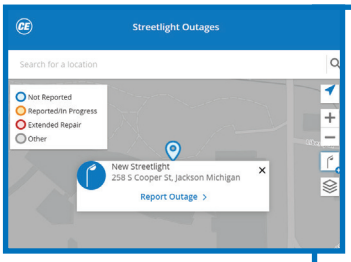

Step 2:
Select the Streetlight to Report

After selecting, click on "Report Outage." If you don't find the light on the map, you may add a streetlight at that location by clicking on the streetlight icon with a plus sign. We will look into whether that light is maintained by us. Uploading a photo of the light can help our team pinpoint the issue.

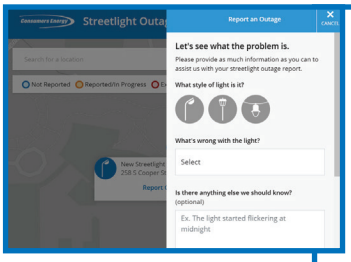

Step 3:
Add Details about the Streetlight Issue

Answer a few questions, provide your contact information and then click on "Submit Outage Report." Check the map anytime for status updates and to see other streetlight outages in your area.

We recommend using Microsoft Edge, Google Chrome or Safari browser.

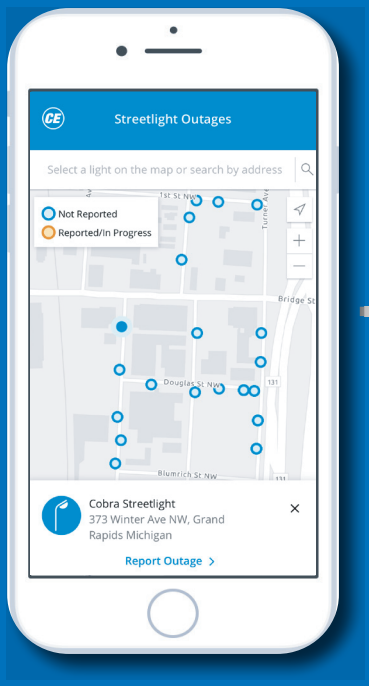

For quick access to the tool, scan the QR code

Consumers Energy Count on Us®

005242024CM